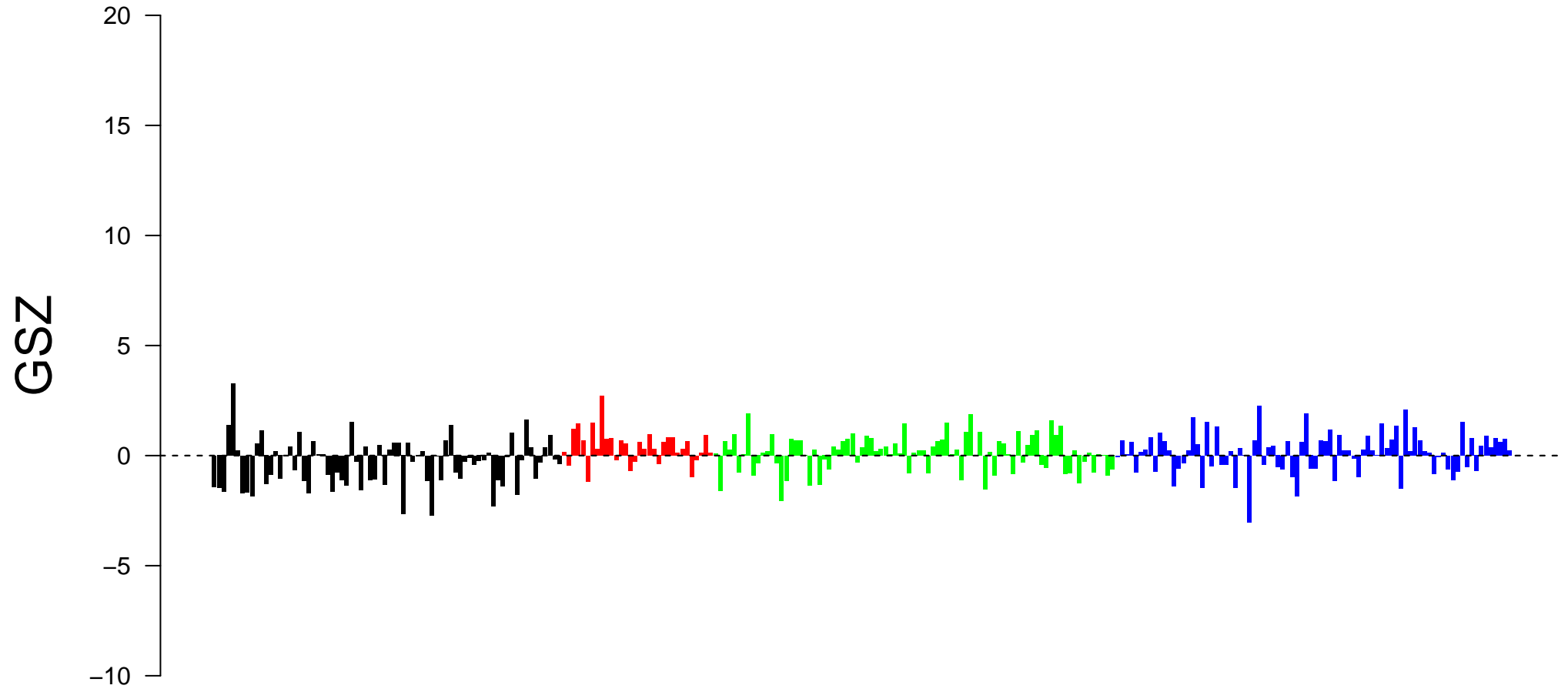
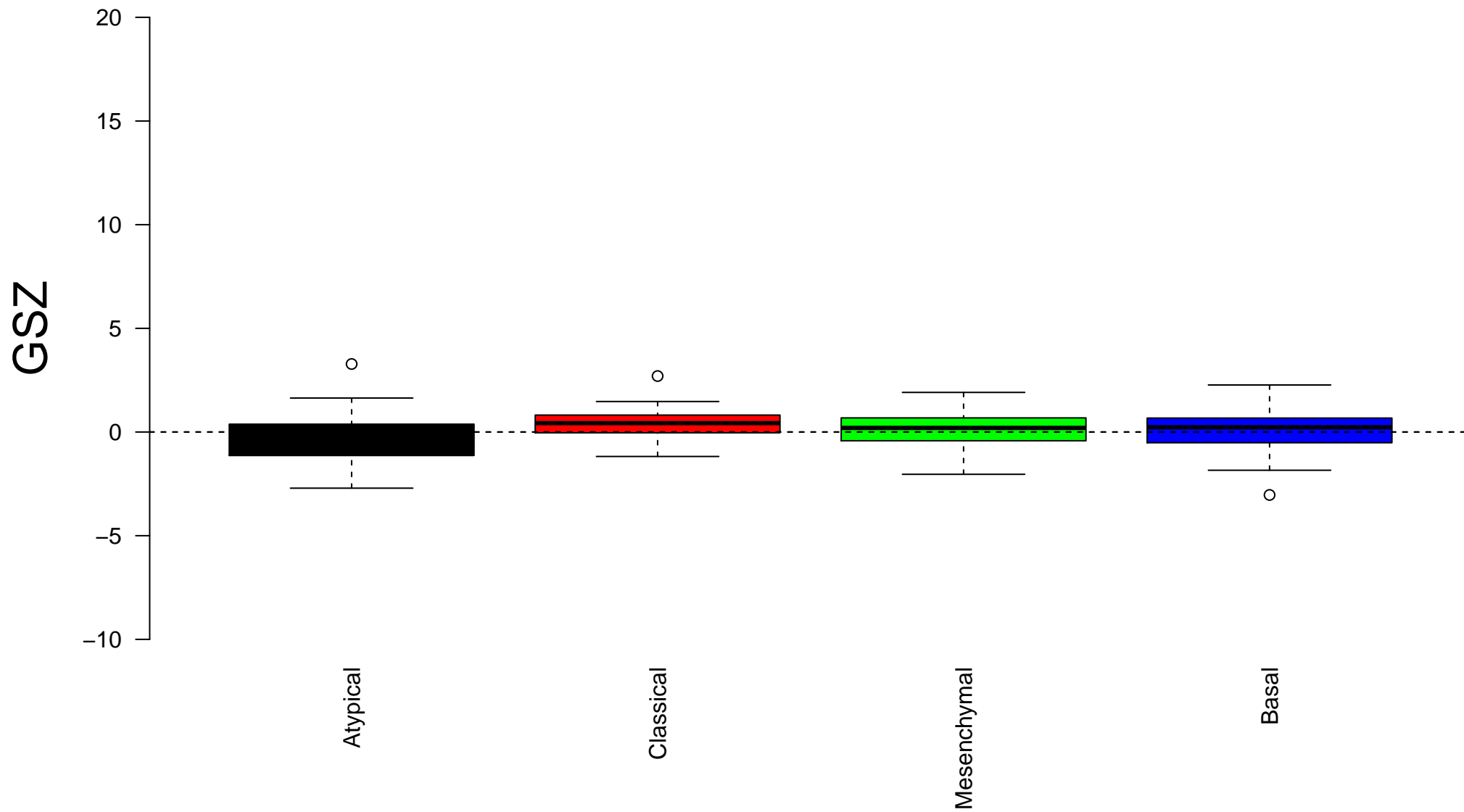


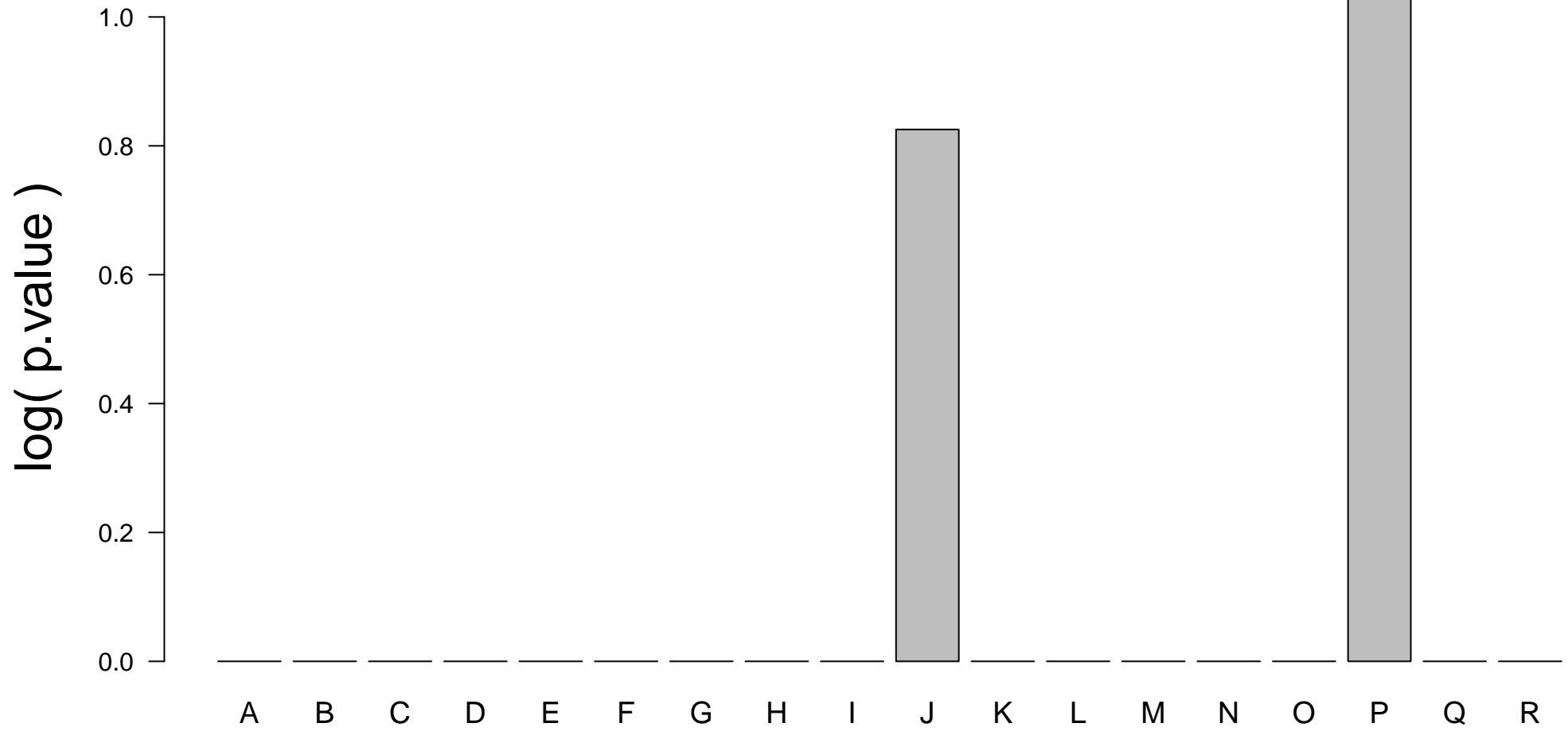
BIOCARTA_PYK2_PATHWAY



BIOCARTA_PYK2_PATHWAY



Enrichment in spots: BIOCARTA_PYK2_PATHWAY



Expression of BIOCARTA_PYK2_PATHWAY in Spot A

Δe

1.0

0.5

0.0

-0.5



Expression of BIOCARTA_PYK2_PATHWAY in Spot B

Δe

1.0

0.5

0.0

-0.5



Expression of BIOCARTA_PYK2_PATHWAY in Spot C

Δe

1.0

0.5

0.0

-0.5



Expression of BIOCARTA_PYK2_PATHWAY in Spot D

Δe

1.0

0.5

0.0

-0.5



Expression of BIOCARTA_PYK2_PATHWAY in Spot E

Δe

1.0

0.5

0.0

-0.5



Expression of BIOCARTA_PYK2_PATHWAY in Spot F

Δe

1.0

0.5

0.0

-0.5



Expression of BIOCARTA_PYK2_PATHWAY in Spot G

Δe

1.0

0.5

0.0

-0.5



Expression of BIOCARTA_PYK2_PATHWAY in Spot H


Δe

1.0


0.5

0.0

-0.5



Expression of BIOCARTA_PYK2_PATHWAY in Spot I



Expression of BIOCARTA_PYK2_PATHWAY in Spot J

Δe

1.0

0.5

0.0

-0.5



Expression of BIOCARTA_PYK2_PATHWAY in Spot K

Δe

1.0


0.5

0.0

-0.5



Expression of BIOCARTA_PYK2_PATHWAY in Spot L



Expression of BIOCARTA_PYK2_PATHWAY in Spot M

Δe

1.0

0.5

0.0

-0.5



Expression of BIOCARTA_PYK2_PATHWAY in Spot N

Δe

1.0


0.5

0.0

-0.5



Expression of BIOCARTA_PYK2_PATHWAY in Spot O



Expression of BIOCARTA_PYK2_PATHWAY in Spot P

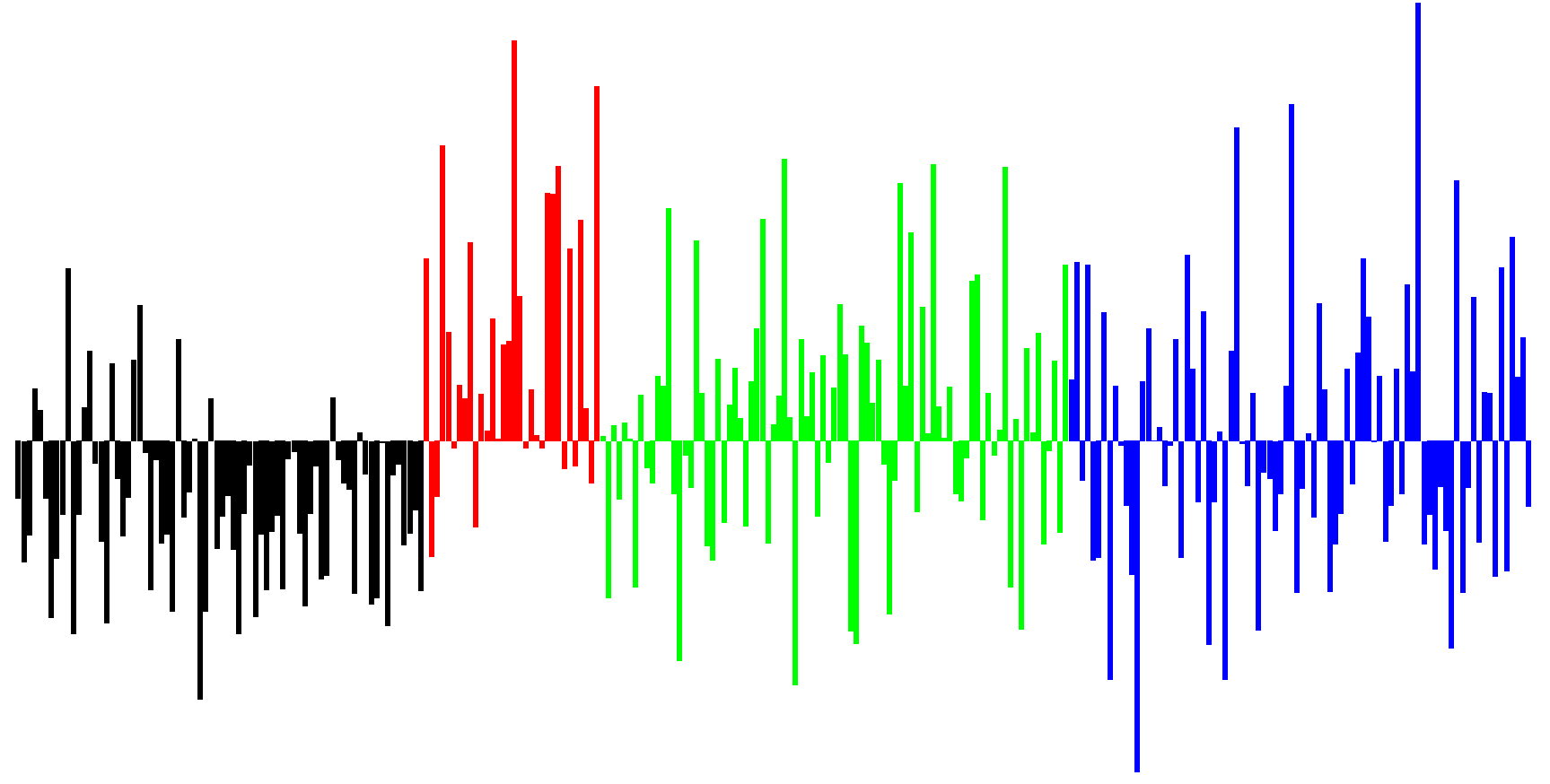
Δe

1.0

0.5

0.0

-0.5



Expression of BIOCARTA_PYK2_PATHWAY in Spot Q

Δe

1.0

0.5

0.0

-0.5



Expression of BIOCARTA_PYK2_PATHWAY in Spot R

Δe

1.0

0.5

0.0

-0.5

